

QUICK START GUIDE



Automatic calf feeder

1.2. feeding plan - powder feeder

This document provides a quick overview of how to set up feeding schedules on a feeder and what is meant by the individual categories.

1 Feeding plan



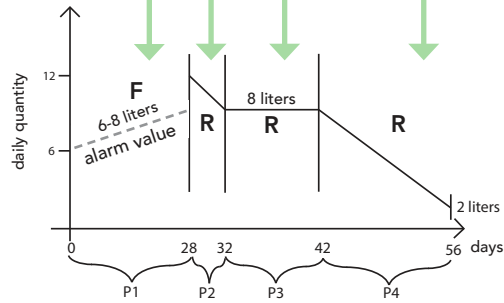
2 Quantity liters per day

Standard feeding plan A and B is according to 40FIT-feeding concept
C and D is according to restricted feeding plan

40FIT feeding plan

Combine 40FIT period (unrestricted daily quantity) and restricted feeding in one feeding plan

< group A - D >				
▶ [40 FIT / restricted]				
	days	from	to	L
P 1 :	28	6.0	8.0	F
P 2 :	04	12.0	8.0	R
P 3 :	10	8.0	8.0	R
P 4 :	14	8.0	2.0	R
duration :	56 days			



F = unrestricted daily quantity (40FIT)

↪ Alarm value takes effect as soon as the daily intake is below the set values.

R = restricted daily quantity

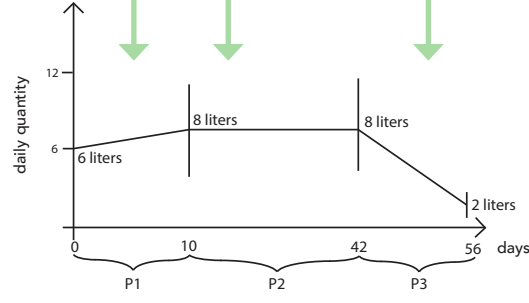
↪ Set value is the actual daily amount available

Restricted feeding plan

Feed a limited daily amount

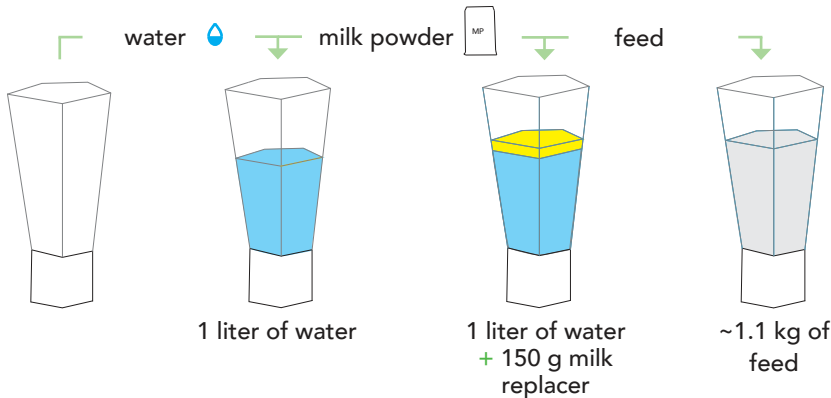
< group A - D >				
▶ [restricted]				
	days	from	to	L
P 1 :	10	6.0	8.0	
P 2 :	32	8.0	8.0	
P 3 :	14	8.0	2.0	
P 4 :		0.0	0.0	
duration :	56 days			

adjust up to 5 periods



3 Concentration milk replacer per liter of water

< group A - D >				
	days	from	to	g/L
▶ P 1 :	[56]	150	150	
P 2 :	0	0	0	
duration :	56 days			



QUICK START GUIDE

Automatic calf feeder powder- 1.2 feeding plan

4 Limitation liters per visit

< group	A - D	>
	days	min max L
▶ P 1 :	5	1.0 2.0
P 2 :	15	1.5 2.5
P 3 :	36	1.5 3.0
P 4 :	0	0.0 0.0
block	40 FIT :	02:00 h
duration:		56 days

→ max. feed quantity per visit, also for calves in 40FIT period

→ min. feed quantity per visit which the calf must save up, before it is entitled to drink

→ blocking time between visits in the 40FIT period

5 Additional settings



device data



portion



▶ set temp. : [42] °C



temperature of the mixed feed